


ELEMENTARY SCHOOL GRADES Pre-K Through K HANDWRITING A - M Worksheets



SCAN FOR MY WEBSITE



SCAN FOR MY CONTACT INFO



**INCLUDES FREE
Bonus Pages**



Copyright©2013 Educators Lesson Plans
BayyGlobal Inc.

All rights reserved.

No part of this publication may be reproduced, except in the case of quotation for articles or reviews, or stored in any retrieval system, or transmitted in any form or by any means, electronic, mechanical, photocopying, recording, or otherwise, without written permission from the publisher.

For Information contact:

Educators Lesson Plans Inc.
P.O. Box 52493
Durham, NC 27717-2493
Phone: (919) 590-9554

Thank You For Your Support And Cooperation
DON'T FORGET TO FOLLOW ME ON TpT & LEAVE FEEDBACK


 **LOOK!** PLEASE DON'T FORGET - **FOLLOW BAYYAH**

Click the link below and follow Bayyah on TpT. He has some unique educational products coming soon. By following him you will be notified as soon as his products go live. Bayyah will publish his products at a discount for the first few days, after that they will be full price.

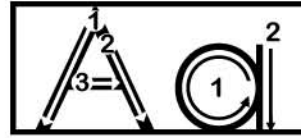
<http://www.TeachersPayTeachers.com/Store/AcademicClassroom>



Website Coming Soon: www.AcademicClassroom.com

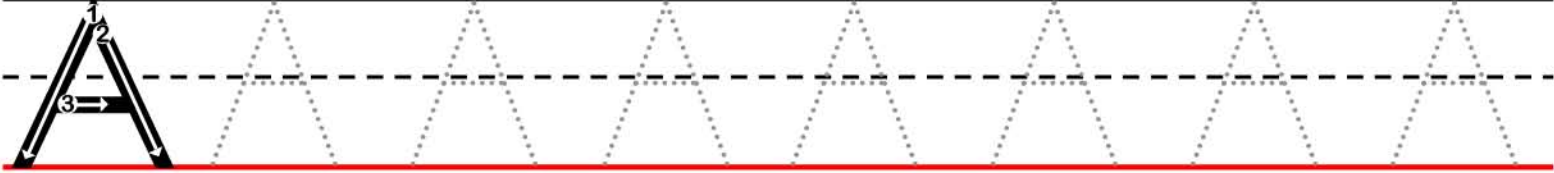
Name: _____ Classroom# _____ Date: _____



The Letter A a



The letter **A** makes the sound you hear in the words  and  **apple** and **ant**.
Trace the uppercase A and lowercase a.



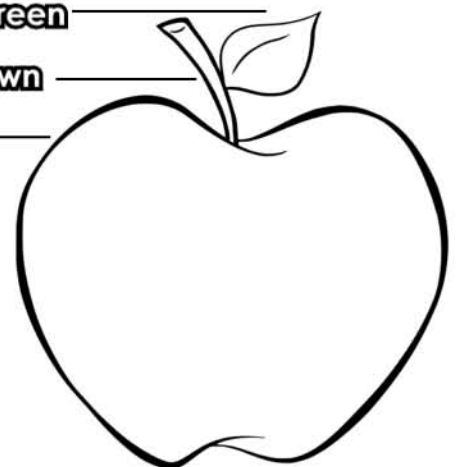
Now write the uppercase A and lowercase a.



Circle the lowercase a's.



Color the leaf green
Color the stem brown
Color the apple red





Name: _____ Classroom# _____ Date: _____



The Letter B b

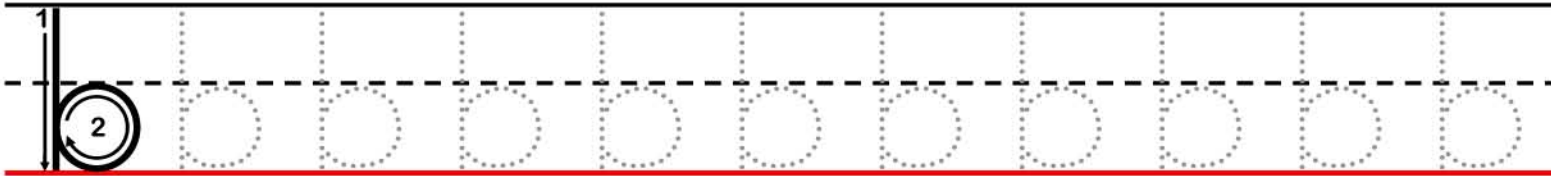


The letter **B** makes the sound you hear in the words  and .
Trace the uppercase B and lowercase b.

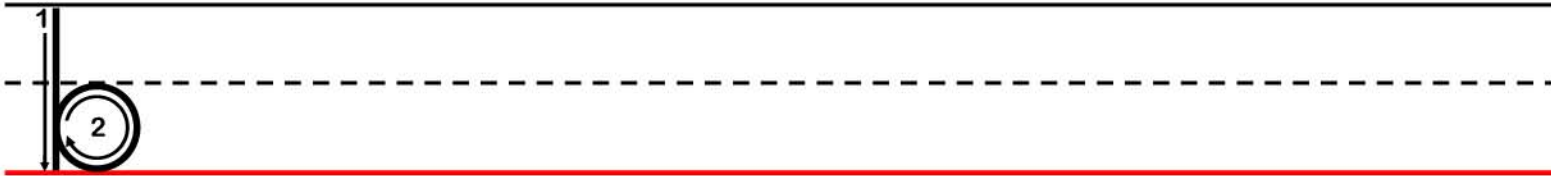
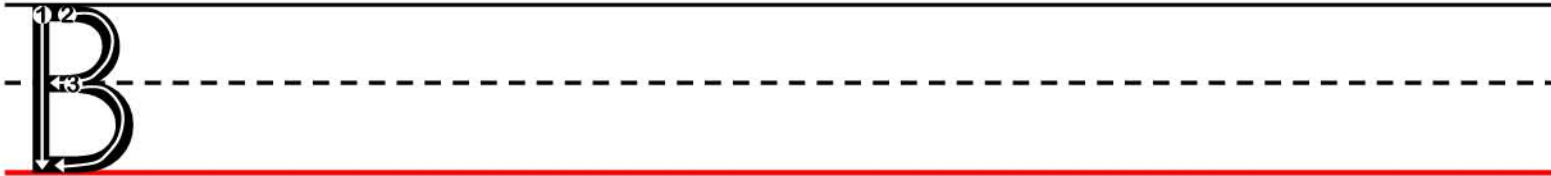


ball

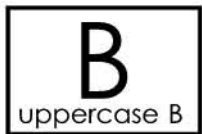
bat



Now write the uppercase B and lowercase b.

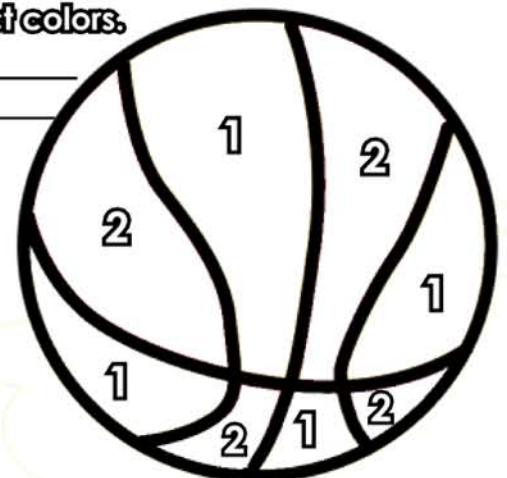


Circle the lowercase b's.



Color the picture the correct colors.

- 1 Yellow _____
- 2 red _____



Name: _____ Classroom# _____ Date: _____



The Letter C c



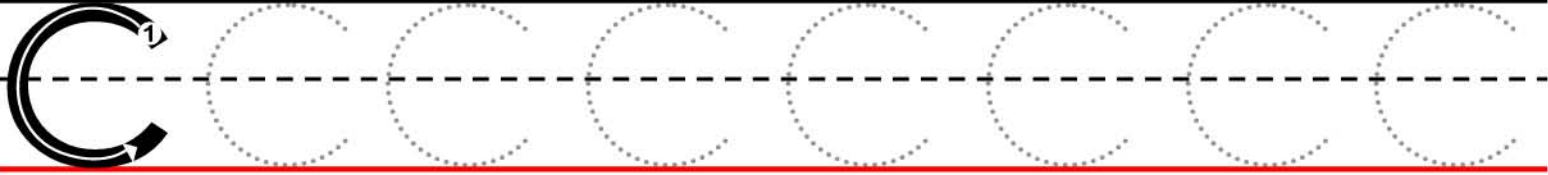
The letter **C** makes the sound you hear in the words
Trace the uppercase C and lowercase c.



cake




car



Now write the uppercase C and lowercase c.



Circle the lowercase c's.



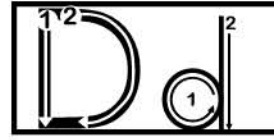
Color the picture of the cake.



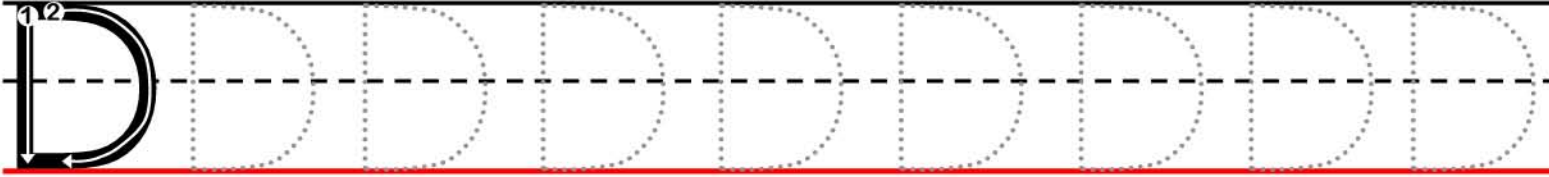
Name: _____ Classroom# _____ Date: _____



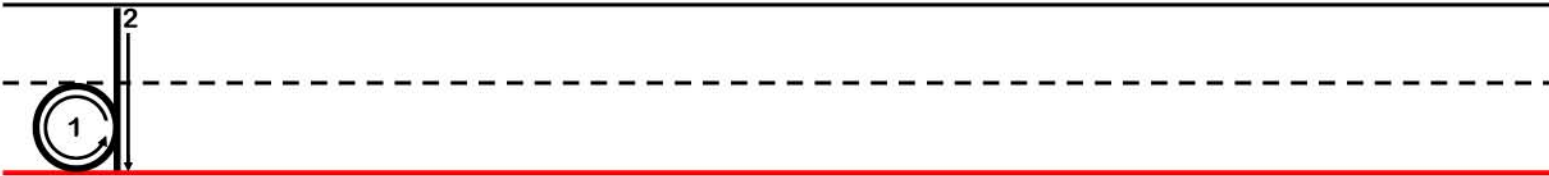
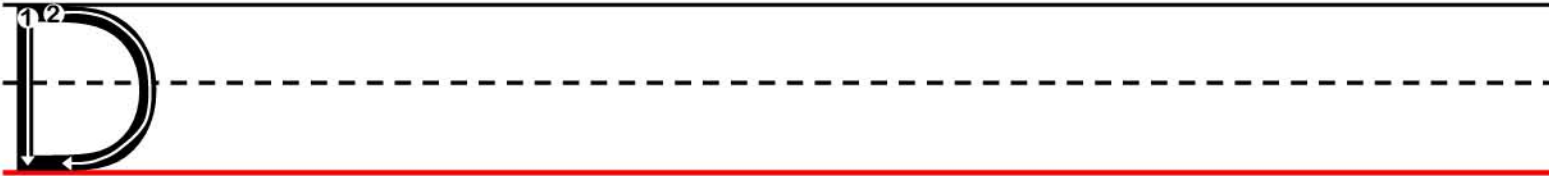
The Letter D d



The letter **D** makes the sound you hear in the words  and .
Trace the uppercase **D** and lowercase **d**.



Now write the uppercase **D** and lowercase **d**.



Circle the lowercase d's.



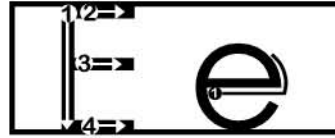
Color the picture of the dog.



Name: _____ Classroom# _____ Date: _____



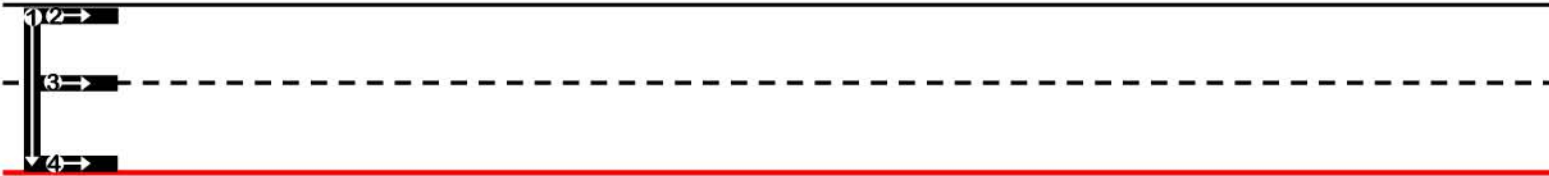
The Letter E e





The letter **E** makes the sound you hear in the words **elephant** and **eggs**.
Trace the uppercase **E** and lowercase **e**.



Now write the uppercase E and lowercase e.



Circle the lowercase e's.



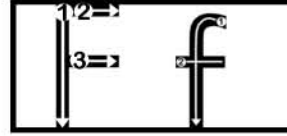
Color the picture of the elephant.



Name: _____ Classroom# _____ Date: _____



The Letter F f



The letter **F** makes the sound you hear in the words **fan** and **fish**.
Trace the uppercase **F** and lowercase **f**.

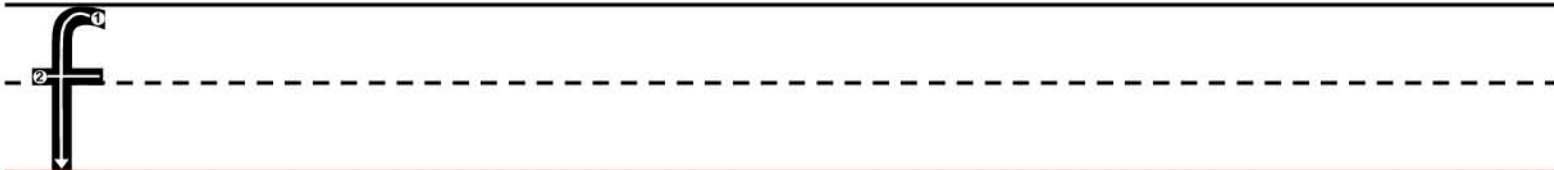
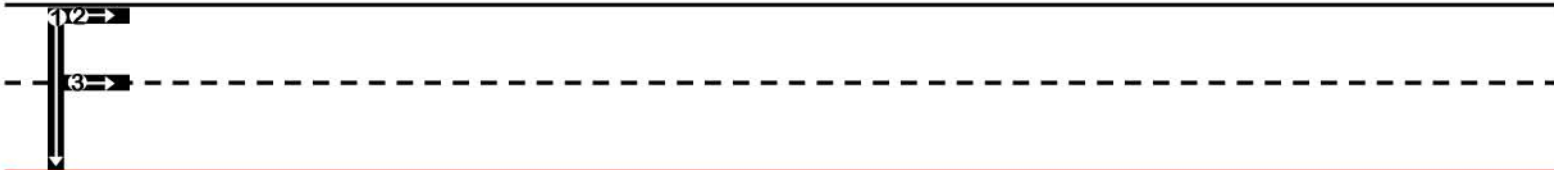


fan

fish



Now write the uppercase **F** and lowercase **f**.



Circle the lowercase **f**'s.



Color the picture of the fan.



Name: _____ Classroom# _____ Date: _____



G

The Letter G g



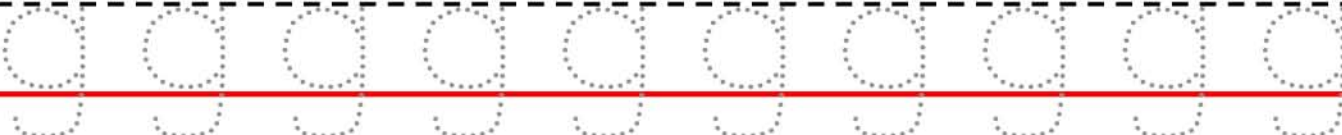
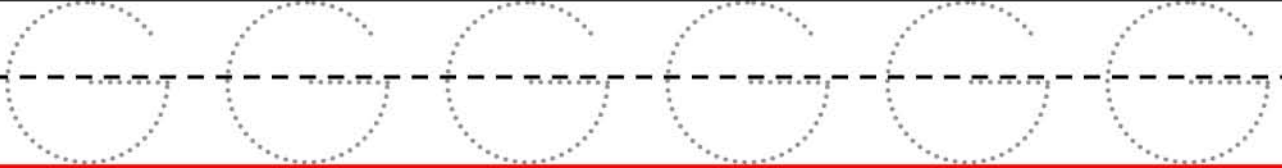
The letter **G** makes the sound you hear in the words
Trace the uppercase G and lowercase g.



gorilla




goat



Now write the uppercase G and lowercase g.



Circle the lowercase g's.



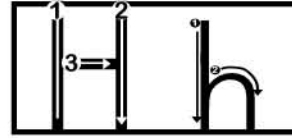
Color the picture of the gorilla.



Name: _____ Classroom# _____ Date: _____



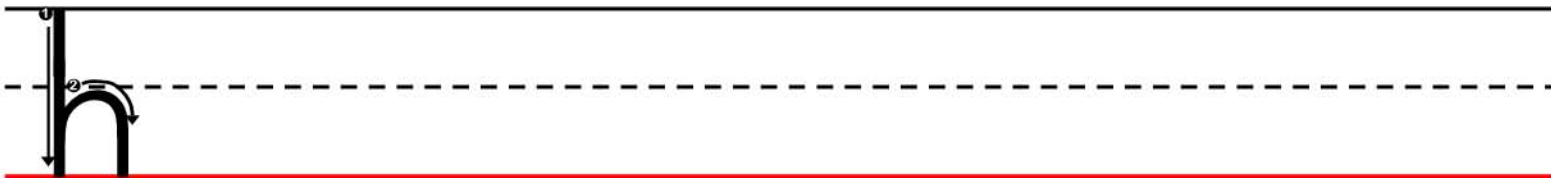
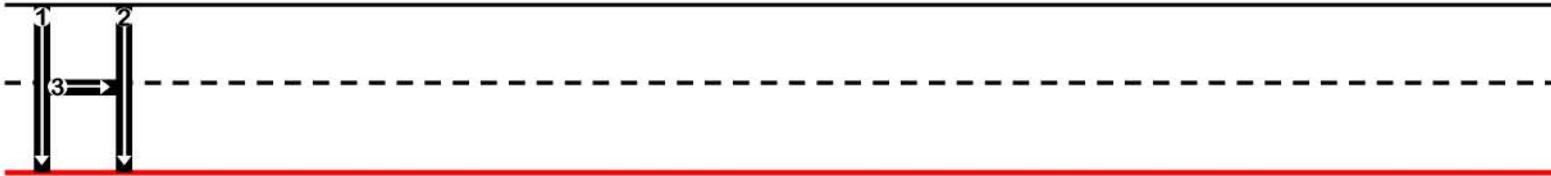
The Letter H h



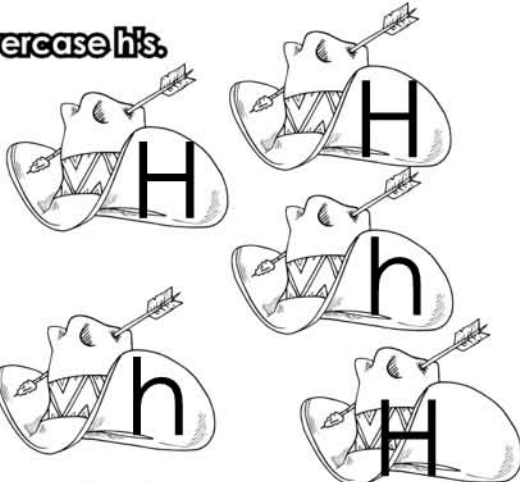
The letter **H** makes the sound you hear in the words **hat** and **house**
Trace the uppercase **H** and lowercase **h**.




Now write the uppercase H and lowercase h.



Circle the lowercase h's.



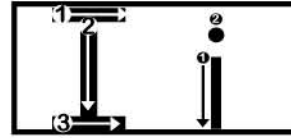
Color the picture of the hat.



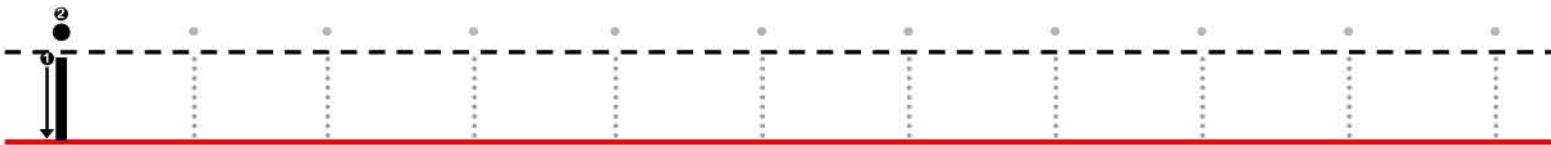
Name: _____ Classroom# _____ Date: _____



The Letter I i




The letter **I** makes the sound you hear in the words **icecream** and **ice**.
Trace the uppercase **I** and lowercase **i**.



Now write the uppercase **I** and lowercase **i**.



Circle the lowercase **i**'s.



Color the cherry. _____
Color the icecream. _____

Color the dish. _____



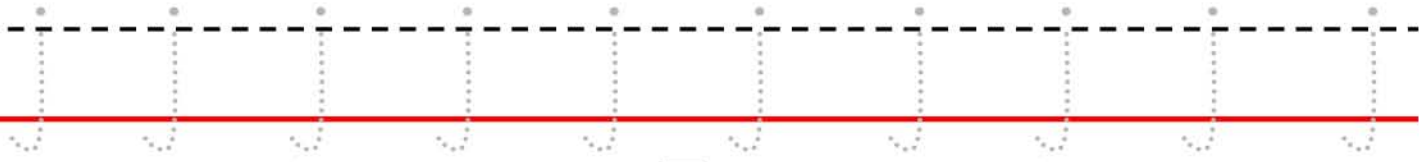
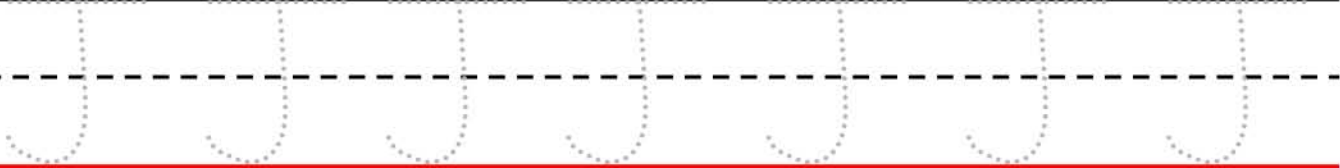
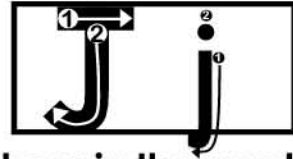
Name: _____ Classroom# _____ Date: _____



J

The Letter J j

The letter **J** makes the sound you hear in the words **jack-in-the-box** and **jump**
Trace the uppercase **J** and lowercase **j**, jack-in-the-box jump

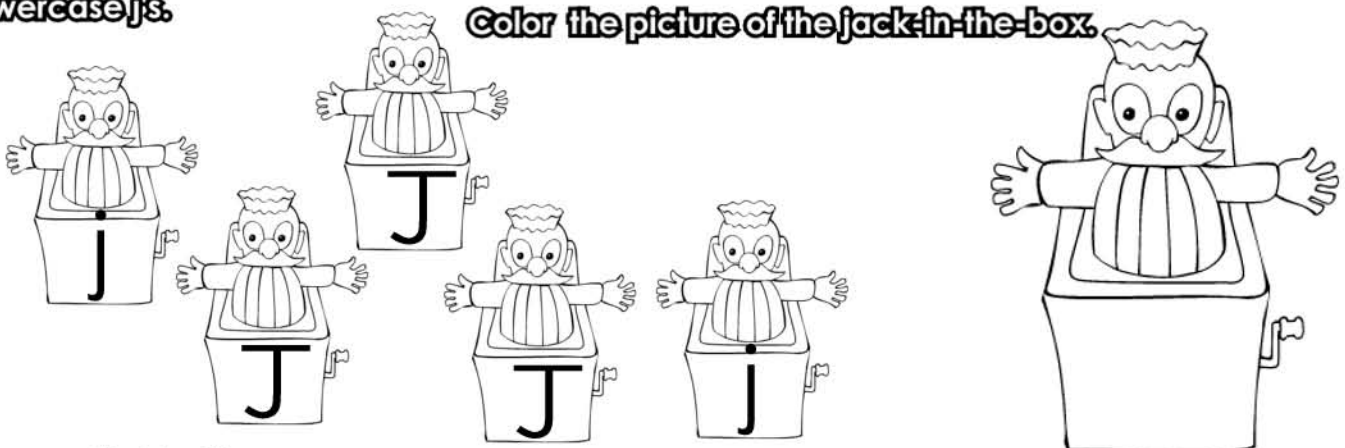


Now write the uppercase **J** and lowercase **j**.



Circle the lowercase j's.

Color the picture of the jack-in-the-box.

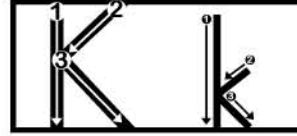


Worksheet # _____

Name: _____ Classroom# _____ Date: _____



The Letter K k

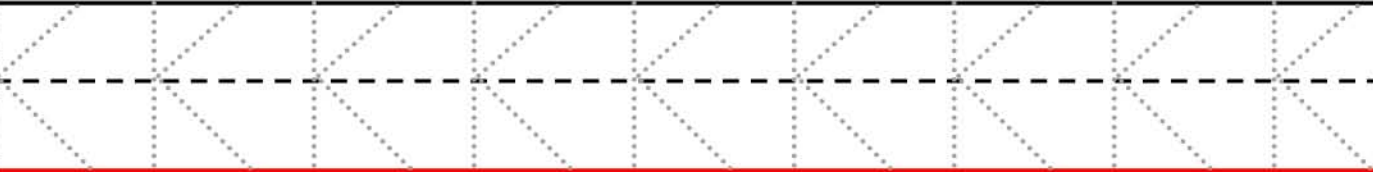
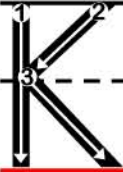


K

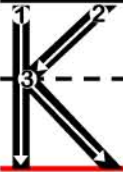
The letter **K** makes the sound you hear in the words
Trace the uppercase K and lowercase k.

kitten

key



Now write the uppercase K and lowercase k.



Circle the lowercase k's.



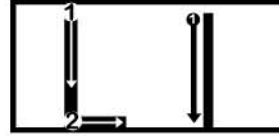
Color the picture of the kitten.



Name: _____ Classroom# _____ Date: _____



The Letter L I



The letter **L** makes the sound you hear in the words
Trace the uppercase L and lowercase l.



lamp




leaf

Tracing practice area with two rows of handwriting lines (top solid, middle dashed, bottom solid red). The first row starts with a large uppercase 'L' and a lowercase 'l' for tracing, followed by several blank lines for practice.

Now write the uppercase L and lowercase letter l.

Independent writing practice area with two rows of handwriting lines (top solid, middle dashed, bottom solid red). Each row starts with a large uppercase 'L' and a lowercase 'l' for tracing, followed by several blank lines for independent practice.


Circle the lowercase l's.



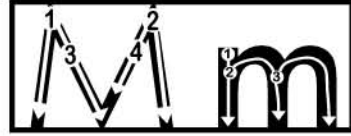
Color the picture of the lamp.



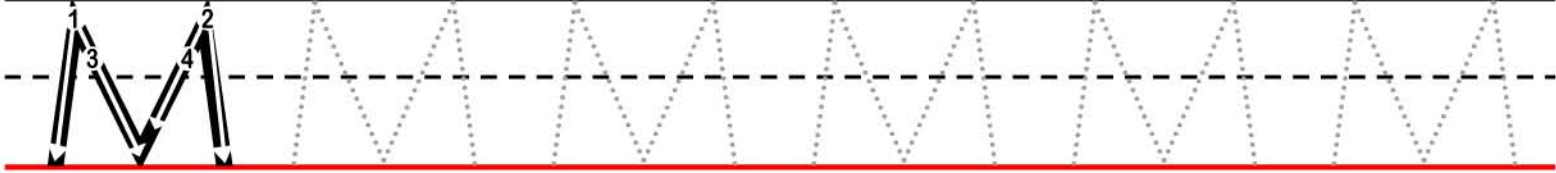
Name: _____ Classroom# _____ Date: _____



The Letter M m



The letter **M** makes the sound you hear in the words **monkey** and **milk**.
Trace the uppercase M and lowercase m.




Now write the uppercase M and lowercase m.



Circle the lowercase m's.

Color the picture of the monkey.





ELP WORKSHEETS



LEVEL 1

Name: _____ Classroom# _____ Date: _____



HANDWRITING PRACTICE WORKSHEET

Handwriting practice lines consisting of a solid top line, a dashed middle line, and a solid bottom line. There are four sets of these lines provided for practice.

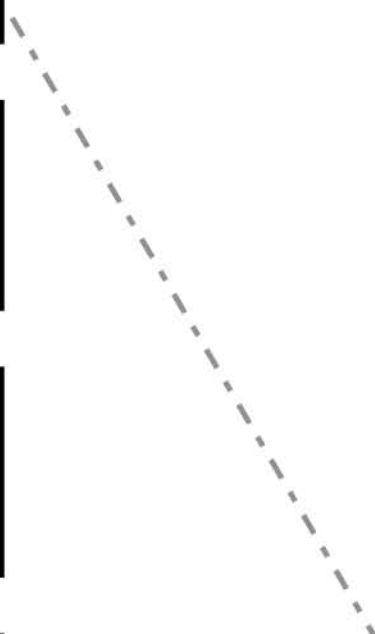







Worksheet # _____
TF-HPW.1A

Name: _____ Classroom# _____ Date: _____



MATCH THE SAME AMOUNT

Draw a line to match the boxes with the same number of objects.



Thanks!



Thank you for your Patronage!

I just wanted you to know that I truly enjoy what I do and feel honored to be a part of the resource provider's team here on TpT.

Your support is much appreciated, and I will do my very best to continue to meet your educational resource needs.

Your continued patronage and suggestions are a vital part of my growth. And for that, I am most grateful.

Thanks again! I look forward to serving you for many years to come.

Best regards,
Bathsheba Tamar



CONNECT WITH BATHSHEBA TAMAR

Be the first to know of new products & updates



THESE ICONS ARE ACTIVE CLICK THEM

TESTIMONIALS APPRECIATED

If you enjoy using the products I create please text photos or videos of you students using them to, 919-590-9554 I will post them on my website.

ADDRESS:

Educators Lesson Plans Inc.
P.O.Box 52493
Durham, NC 27717-2493
Phone: (919) 590-9554 Mon - Fri 9am - 5pm



Your Thank You Gift

ADD MY CONTACT INFORMATION USING YOUR DEVICE BARCODE SCANNER



SCAN FOR MY CONTACT INFO



SCAN FOR MY WEBSITE

